

Smart Cart Friction Brake

ME-1253

Introduction

The Smart Cart Friction Brake is designed to reduce the speed of a Smart Cart (ME-1240 or ME-1241) moving along a PASCO track. The brake, which consists of a track bracket and a friction pad, uses the friction between a felt strip and a rounded thumbscrew to reduce the cart's velocity.

Components

Included components:

- Track bracket
- Friction pad

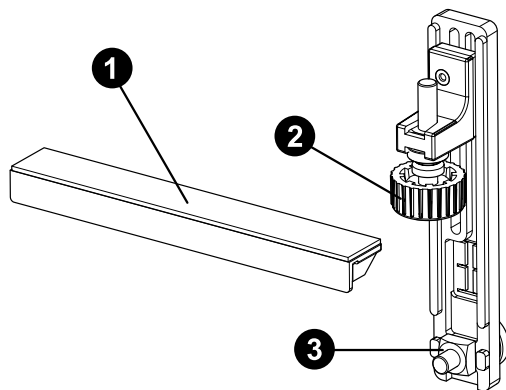
Required equipment:

- Smart Cart, Red (ME-1240) or Blue (ME-1241)
- PAStack (ME-6960) or other PASCO track with T-slot

Recommended equipment:

- Curved PAStack (ME-6841; requires PAStack)

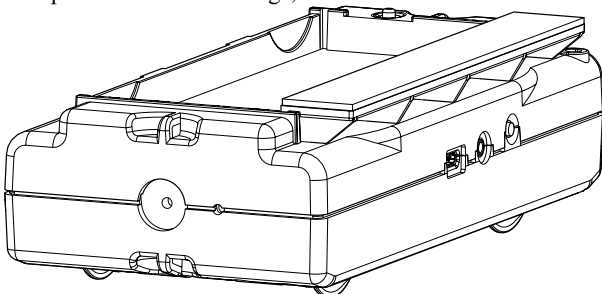
Features



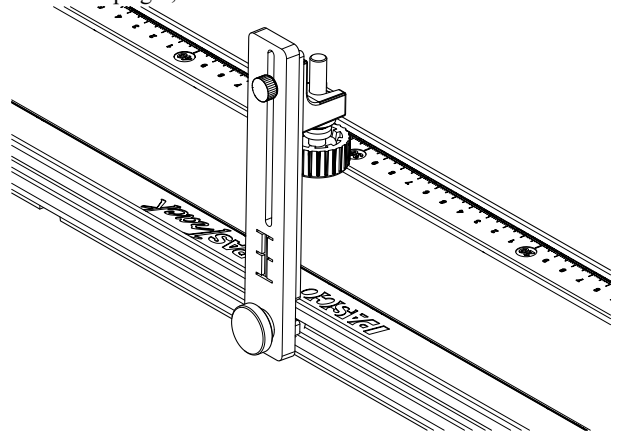
- 1 Felt strip
- 2 Brake thumbscrew
- 3 Square nut with mounting thumbscrew

Usage

1. Mount the friction pad in the Smart Cart's accessory tray with the felt strip extended over the edge, as shown below.

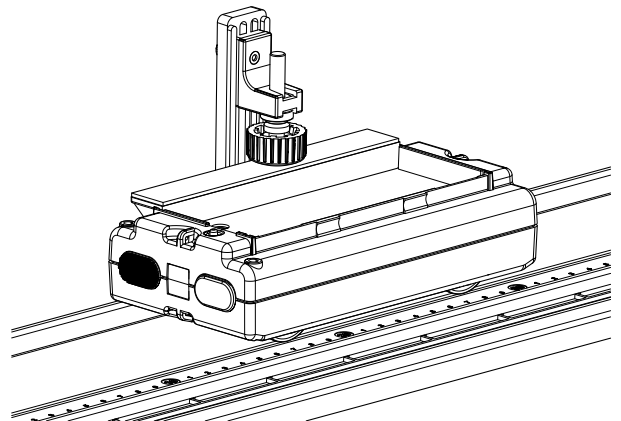


2. Insert the square nut of the track bracket into the T-slot on the side of the PASCO track. Tighten the mounting thumbscrew to secure the bracket upright, as shown below.



3. Place the cart on the track underneath the brake thumbscrew, then tighten or loosen the brake thumbscrew until the bottom of the thumbscrew rubs against the felt strip on the friction pad.

NOTE: You may need to increase or decrease the height of the tab to which the brake thumbscrew is connected. To do this, loosen the small thumbscrew securing the tab to the bracket, move the tab up or down, and tighten the small thumbscrew.



4. Roll the cart along the track and observe the rate at which it slows down upon coming in contact with the brake. If the cart brakes too quickly or too slowly, make slight adjustments to the thumbscrew's position to increase or decrease friction.

Technical support

Need more help? Our knowledgeable and friendly Technical Support staff is ready to answer your questions or walk you through any issues.

- Chat [pasco.com](https://www.pasco.com)
-  Phone 1-800-772-8700 x1004 (USA)
+1 916 462 8384 (outside USA)
- Email support@pasco.com

Limited warranty

For a description of the product warranty, see the Warranty and Returns page at www.pasco.com/legal.

Copyright

This document is copyrighted with all rights reserved. Permission is granted to non-profit educational institutions for reproduction of any part of this manual, providing the reproductions are used only in their laboratories and classrooms, and are not sold for profit. Reproduction under any other circumstances, without the written consent of PASCO scientific, is prohibited.

Trademarks

PASCO and PASCO scientific are trademarks or registered trademarks of PASCO scientific, in the United States and in other countries. All other brands, products, or service names are or may be trademarks or service marks of, and are used to identify, products or services of, their respective owners. For more information visit www.pasco.com/legal.